

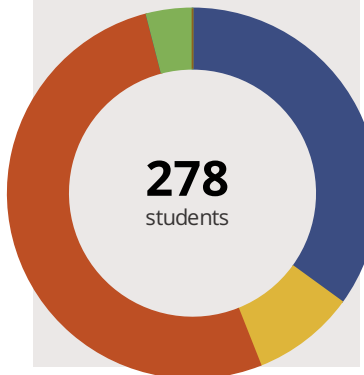
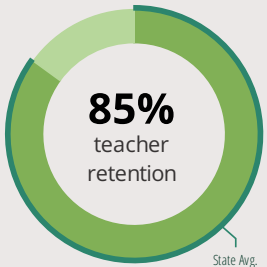
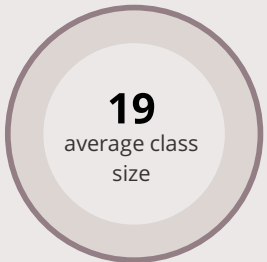
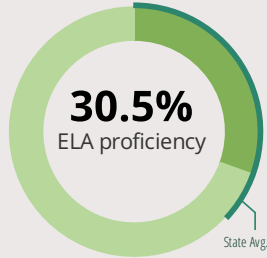


# Rockdale SD 84

715 Meadow Ave Rockdale, IL 60436 (815) 725-5321

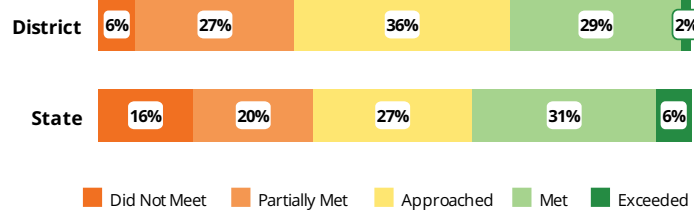
Grades: PK - 8  
Superintendent: Dr. Paul Schrik

## FAST FACTS

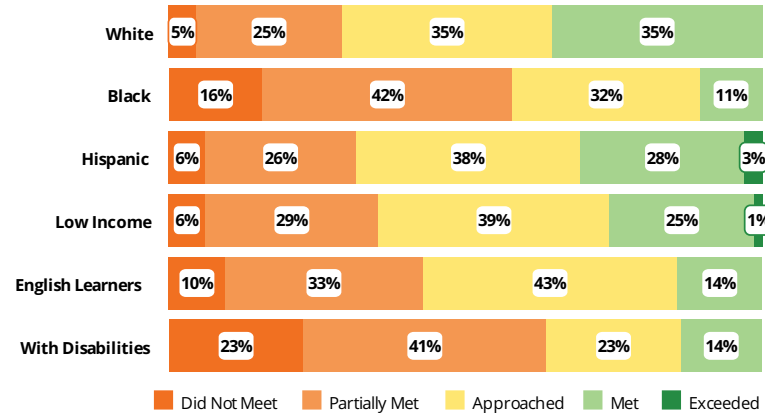


## Academic Success

All Illinois students in grades 3-8 take the PARCC assessment each year. High school students take the SAT in Math and English Language Arts.



## Success by Student Group

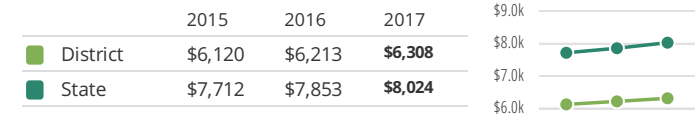


## Student Characteristics

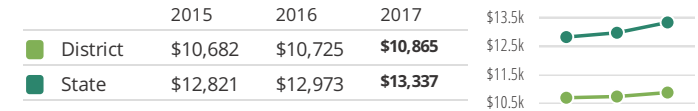
|                   |     |                   |     |
|-------------------|-----|-------------------|-----|
| White             | 35% | Low Income        | 73% |
| Black             | 9%  | English Learners  | 12% |
| Hispanic          | 52% | With Disabilities | 11% |
| Asian             | 0%  | Homeless          | 7%  |
| American Indian   | 0%  |                   |     |
| Two or More Races | 4%  |                   |     |
| Pacific Islander  | 0%  |                   |     |

## District Finance

**Instructional Spending per Pupil** includes only the activities directly dealing with the teaching of students or the interaction between teachers and students.



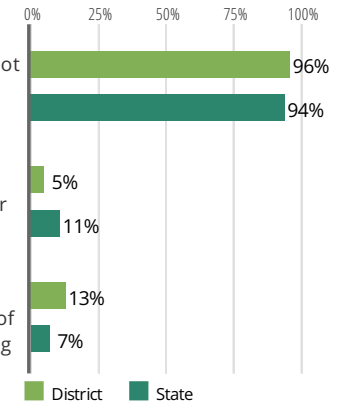
**Operational Spending per Pupil** includes all costs for overall operations in this district, including Instructional Spending, but excluding summer school, adult education, capital expenditures, and long-term debt payments.



## Student Attendance and Mobility

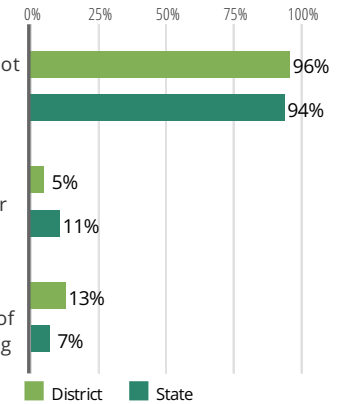
### Attendance Rate

Rate at which students are present at school, not including excused or unexcused absences



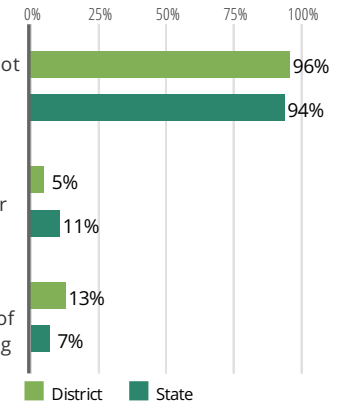
### Chronic Truancy Rate

Percentage of students who have been absent without valid reasons for 5% or more of regular school days



### Student Mobility

Percentage of students who transfer in or out of the school during the school year, not including graduates





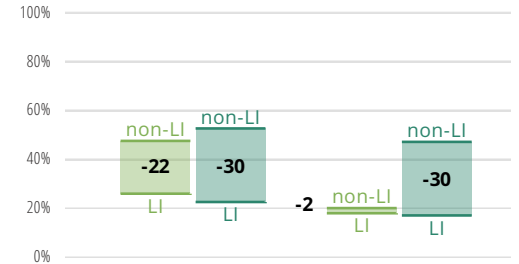
# Rockdale SD 84

## Schools in District

| School Name          | Grades | Summative Designation | School Name | Grades | Summative Designation |
|----------------------|--------|-----------------------|-------------|--------|-----------------------|
| Rockdale Elem School | K - 8  | Commendable           |             |        |                       |

## Achievement Gap

Achievement gaps display the differences in academic performance between student groups. The display below shows the gap in readiness for the next level between low income (LI) students and non-low income (non-LI) students on the PARCC assessment for both English Language Arts (ELA) and Math.



|                | PARCC ELA |       | PARCC Math |       |
|----------------|-----------|-------|------------|-------|
|                | District  | State | District   | State |
| Non-Low Income | 48%       | 53%   | 20%        | 47%   |
| Low Income     | 26%       | 23%   | 18%        | 17%   |
| Gap            | -22       | -30   | -2         | -30   |

## Educator Measures

This district has had an average of **2 principal(s)** at the same school over the past 6 years. District wide in the last three years, an average of **85% of teachers** return to the same school each year.

## FOR MORE INFORMATION

Visit [IllinoisReportCard.com](http://IllinoisReportCard.com) to see additional details about each item of information for this school. There you will find charts spanning multiple years, detailed explanations, resources, more of the school's programs and activities, and powerful tools that let you dig deeper into data.

Most of this data has been collected by ISBE from school districts through data systems. Some information, such as the School Highlights, is entered directly by principals and can be updated throughout the year.